

HVDC Relay

GPR060 PCB

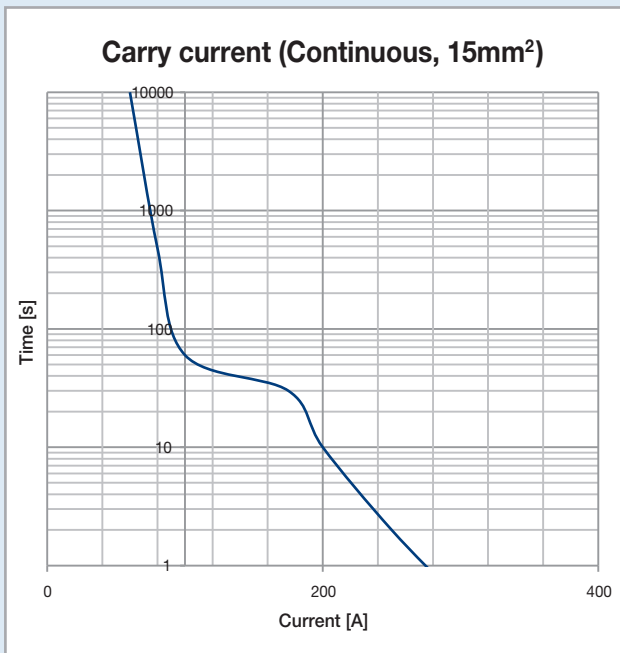
- PCB on-board
- EV & industrial HVDC Relay
- Superior reliability
- Bi-directional



Frame		GPR060	
Pole (P)		1	
Rated insulation voltage (Ui)		DC 500V	
Rated operational voltage (Ue)		DC 500V	
Rating	Continuous current (Ith)		60A (at -40~85°C)
	Rated operational current Ie (A)	DC 500V	40A
		DC 250V	55A
	Short time withstand current	8min	80A
		2sec	250A
Coil voltage		DC 12V	

Characteristics

I-T Curve



1. Contact data

- 1) Max. continuous current: 60A (wire 15mm²)
- 2) Max. switching current (L/R < 1ms)
: 40A at DC 500V, 55A at DC 250V (6cpm)
- 3) Contact type: Bi-directional
- 4) Contact voltage drop (Initial): 0.04V at 20A

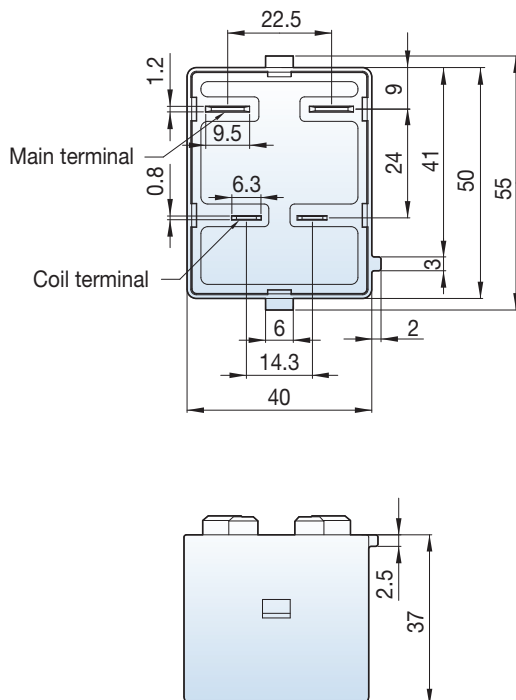
2. Expected life

- 1) Electrical life (UL60947-4-1)
: 40A DC 500V (6cpm): 6,000cycles (Bi-directional)
: 55A DC 250V (6cpm): 6,000cycles (Bi-directional)
- 2) Mechanical (60cpm): Min. 200,000ops

3. Withstand voltage

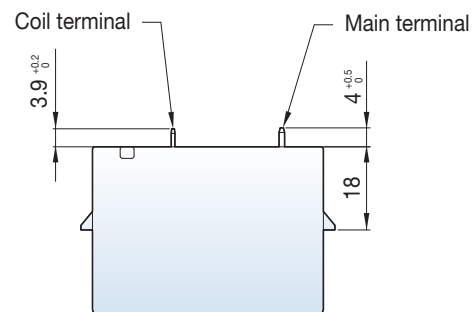
- 1) Contacts & coil: 3,000Vrms/min
- 2) Contacts & frame: 3,000Vrms/min
- 3) Coil & frame: 3,000Vrms/min

Dimensions



General tolerance

Less than 10: $\pm 0.25/10-50$: ± 0.5
More than 50: ± 0.8



According to The WEEE Directive, please do not discard the device with your household waste.